



Augen Capital Presentation

Uranium Conference

Geneva, CH

March 29, 2007

Forward-Looking Statements



Certain of the information contained in this presentation constitutes “forward-looking information” (as defined in the Securities Act (Ontario)) and “forward-looking statements” (as defined in the Private Securities Litigation Reform Act of 1995) that are based on expectations, estimates and projections of management as of today’s date. Such forward-looking information and forward-looking statements include but are not limited to: Our business strategy; plans; outlook; expectations and forecasts as to the prices of commodities; expectations as to reserves, resources, results of exploration and related expenses; estimated future production and costs; changes in project parameters; and the Company’s permitting time lines. Such forward-looking information and forward-looking statements involve known and unknown risks and uncertainties which may cause actual results, performance or achievements to differ materially from any results expressed or implied by such forward-looking statements. Accordingly, you should not place undue reliance on such forward-looking information or forward-looking statements. Further information regarding these and other factors is included in the Company’s public filings with provincial securities regulatory authorities.



Agenda

Corporate Overview

Augen Capital, the Merchant Bank

Uranium Exploration Experts

- Uranium Mining Districts**
- Uranium Exploration Investments**
- Future Targets**

Valuation

Summary

Corporate Overview



TSX-V

AUG

Shares outstanding (diluted)

36 Million CAD

Market Capitalization

\$17 Million CAD

Lines of Business

**Exploration Merchant
Banking & Structured
Products**

Assets under Administration

\$45 Million

Long Term Debt

Nil

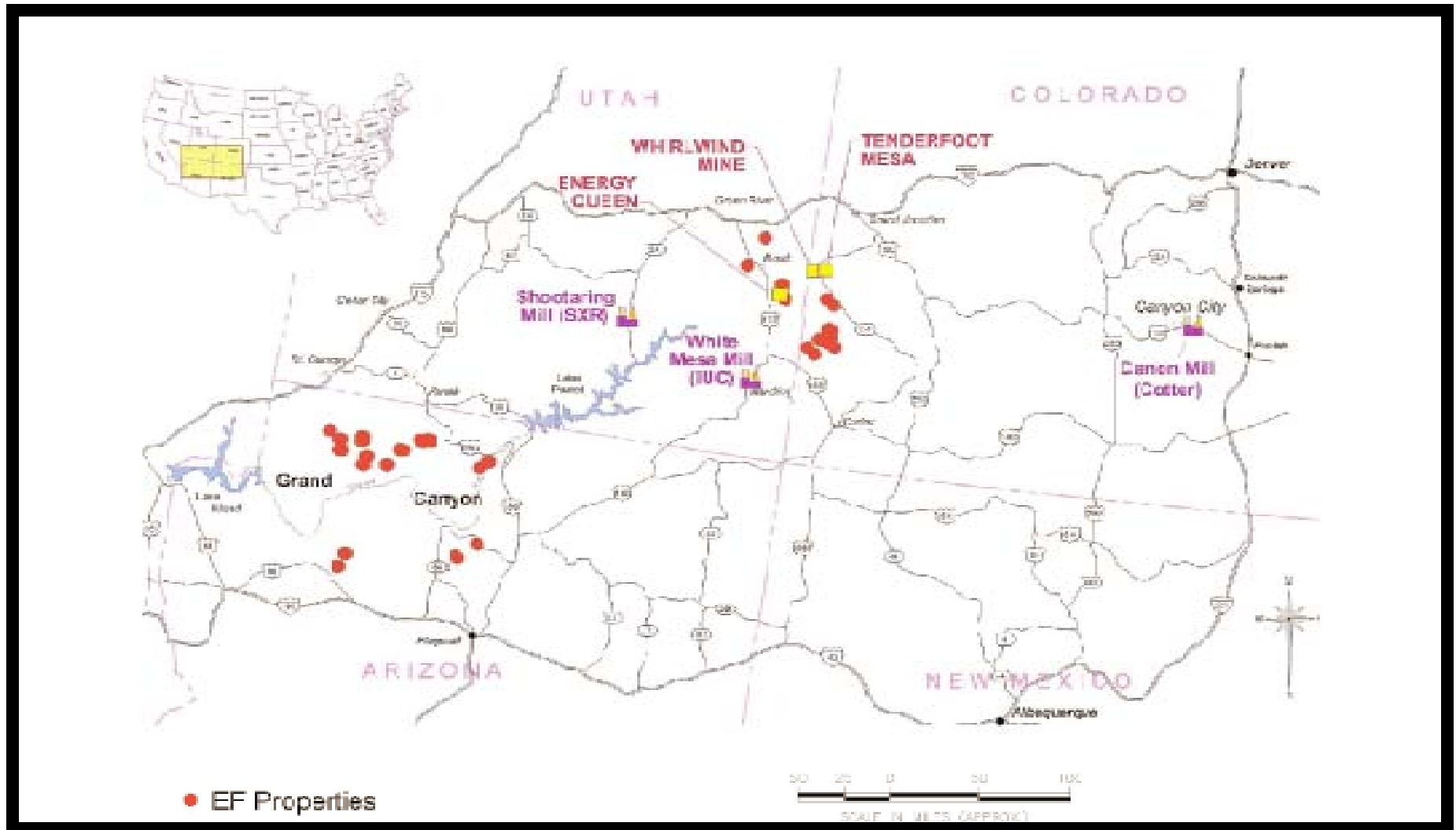
Head Office

Toronto, Canada



**HOW DOES
AUGEN CAPITAL
DIFFER FROM OTHER
MERCHANT BANKS?**

We Create Mining Districts!



Energy Fuels – Properties – Colorado Plateau

Augen's EFR – top performer!



AUGEN

Top Uranium Performers of 2006						
Company	Symbol	52-Week Range	January	Current	% Gain	
Energy Fuels	EFR.V	C\$0.07 - C\$5.20	C\$0.09	C\$3.90	4233.33%	
Strateco	RSC.V	C\$0.13 - C\$3.12	C\$0.13	C\$2.67	1953.85%	
Ditem	DIT.V	C\$0.09 - C\$0.83	\$C0.09	\$C0.69	666.67%	
Uranium Res.	URRE.OB	US\$0.63 - US\$7.92	US\$0.75	US\$5.55	640.00%	
Forsys Metals	FSY.TO	C\$0.63 - C\$4.55	C\$0.82	C\$4.96	504.88%	
Pinetree Capital	PNP.TO	C\$3.075 - C\$18.60	C\$6.50	C\$17.09	425.85%*	
Summit	SMM.AX	A\$0.605 - A\$2.970	A\$0.56	A\$2.75	391.07%	
Paladin	PDN.TO	C\$1.67 - C\$7.44	C\$1.83	C\$7.64	317.49%	
Crosshair	CXX.V	C\$0.78 - C\$4.20	C\$0.91	C\$3.55	290.11%	
Tournigan Gold	TVC.V	C\$0.77 - C\$3.72	C\$0.85	C\$3.18	274.12%	
Aurora Energy	AXU.TO	C\$3.55 - C\$14.90	C\$3.60**	C\$13.35	270.83%	
Continental	CZQ.V	C\$0.65 - C\$4.74	C\$0.67	C\$2.29	241.79%	
Uranerz Energy	URZ	US\$0.93 - US\$4.80	US\$1.13	US\$3.58	216.81%	
Alberta Star	ASX.V	C\$0.59 - C\$2.85	C\$0.64	C\$1.94	203.13%	
Ur-Energy	URE.TO	C\$1.07 - C\$4.70	C\$1.34	C\$3.64	171.64%	
Fronteer	FRG.TO	C\$3.35 - C\$11.24	C\$3.70	C\$9.94	168.65%	
Energy Metals	EMC.TO	C\$3.27 - C\$10.68	C\$3.55	C\$9.39	164.51%	
SXR Uranium One	SXR.TO	C\$5.80 - C\$15.57	C\$5.99	C\$15.46	158.10%	
JNR Resources	JNN.V	C\$0.70 - C\$2.84	C\$1.01	C\$2.60	157.43%	
Pitchstone	PXP.V	C\$0.85 - C\$2.95	C\$1.05	C\$2.61	148.57%	
Mega Uranium	MGA.TO	C\$1.87 - C\$6.20	C\$2.40	C\$5.90	145.83%	
Uranium Power	UPC.V	C\$0.31 - C\$0.81	C\$0.35	C\$0.85	142.86%	
Altis Minerals	ALS.V	C\$4.25 - C\$11.00	C\$4.42	C\$10.56	138.91%	
Dejour Ent.	DJE.V	C\$0.96 - C\$2.90	C\$1.05	C\$2.49	137.14%	
Triex	TXM.V	C\$1.75 - C\$5.00	C\$2.20	C\$4.79	117.73%	
UrAsia Energy	UUU.V	C\$1.92 - C\$5.09	C\$2.32	C\$5.03	116.81%	
Santoy	SAN.V	C\$0.29 - C\$0.90	C\$0.47	C\$0.97	106.38%	
Denison Mines	DEN.TO	C\$10.56 - C\$31.25	C\$15.30	C\$31.25	104.25%	
Triex Minerals	TXM.V	C1.75 - 5.00	C\$2.50	C\$4.90	96.00%	
UNOR Inc	UNI.V	C\$0.27 - C\$0.77	C\$0.30	C\$0.54	80.00%	
Titan Uranium	TUE.V	C\$1.25 - C\$3.27	C\$1.45	C\$2.50	72.41%	
Uranium Part.	U.TO	C\$7.16 - C\$13.00	C\$7.16	C\$12.33	72.21%	
Strathmore	STM.V	C\$1.49 - C\$3.50	C\$1.91	C\$3.06	60.21%	
Purepoint	PTU.V	C\$0.28 - C\$1.14	\$C0.73	\$C1.09	49.32%	
Canalaska Ven.	CVV.V	C\$0.37 - C\$0.77	C\$0.45	C\$0.66	46.67%	
Laramide	LAM.V	C\$4.06 - C\$8.50	C\$5.40	C\$7.48	38.52%	
Bayswater	BAY.V	C\$0.78 - C\$1.69	C\$1.12	C\$1.52	35.71%	
Rampant Vent.	RPT.V	C\$0.22 - C\$0.58	C\$0.24	C\$0.31	29.17%	
UEX Corp.	UEX.TO	C\$2.92 - C\$5.85	C\$4.68	C\$5.57	19.02%	
Cameco	CCJ	US\$30.00 - US\$45.34	US\$33.89	US\$40.13	18.41%	
US Energy	USEG	US\$3.30 - US\$7.36	US\$4.62	US\$5.02	8.66%	
USEC	USU	US\$9.19 - US\$15.84	US\$12.80	US\$13.32	-4.06%	
Rodinia Minerals	RM.V	C\$0.65 - C\$1.75	C\$1.39	C\$1.27	-8.63%	
Western Pros.	WNP.V	C\$1.66 - C\$6.25	C\$5.30	C\$4.80	-9.43%	

*Pinetree announced a two-for-one stock split of its common shares on July 5.

**Aurora Energy listed on TSX in March 2006.

Source: ResourceInvestor.com

Uranium Experts



David Mason – Credentials

- Rio Algom
- Govt. of Ontario – Study on Uranium Juniors
- Mining Analyst to Financier
- Sourced Uranium Renewal in Summer of 2004 with Investment in Uravan

Worldwide Growth



- Uranium the New Growth Stocks
- Many New Junior Uranium Companies in 2006/2007
- Other Exploration Companies shifting to U
- Difficult to Find – The Next Producer

AUGEN DIRECT HOLDINGS IN URANIUM EXPLORATION COMPANIES



DIRECT HOLDINGS

ADRIANA RESOURCES

CANALASKA URANIUM

ENERGY FUELS INC.

ENERGY METALS CORP.

ESO URANIUM

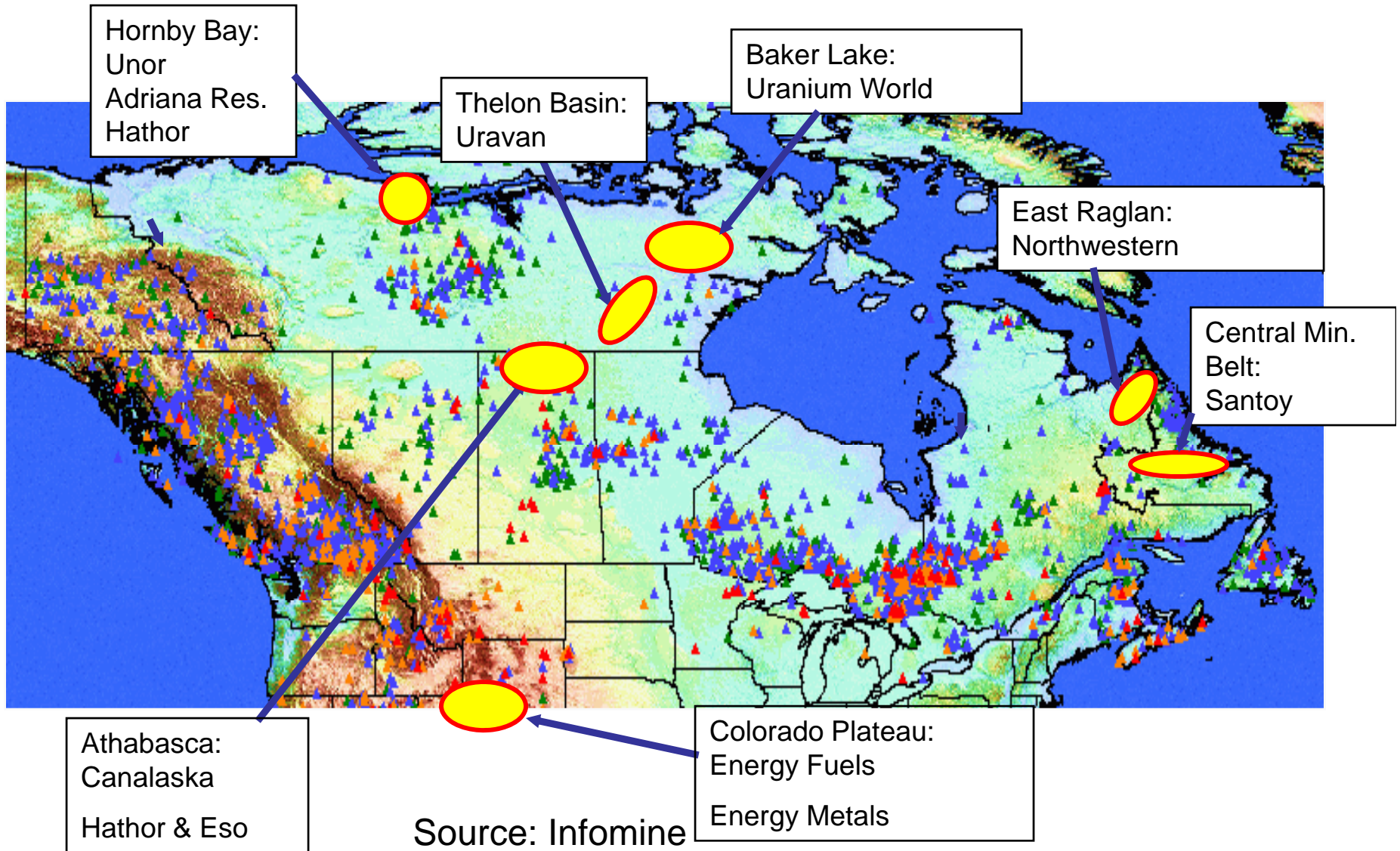
HATHOR EXPLORATIONS

SANTOY RESOURCES

UNOR INC.

URAVAN MINERALS

Uranium N.A. Properties



**AUGEN INDIRECT
HOLDINGS IN
URANIUM EXPLORATION COMPANIES**



ADRIANA RESOURCES

ALTIUS MINERALS

ALLYN RESOURCES

CANALASKA URANIUM

ENERGY METALS CORP.

ESO URANIUM

HATHOR EXPLORATIONS

INTERNATIONAL

KIRKLAND MINERALS

NORONT RESOURCES

NORTHWESTERN MINERAL
VENTURES

PUREPOINT URANIUM

STAR URANIUM

URANIUM WORLD ENERGY

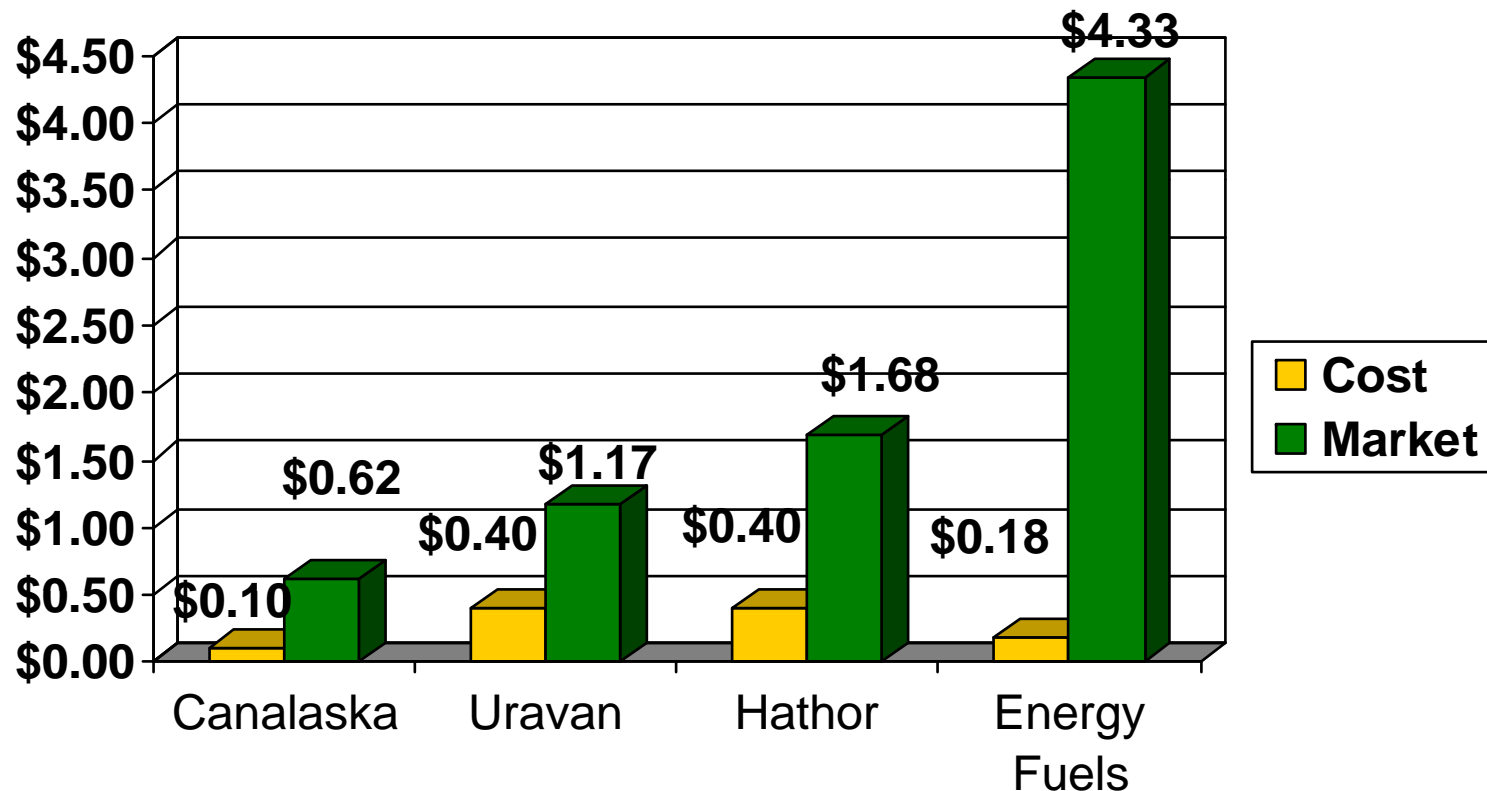
UNOR INC.

URAVAN MINERALS

Uranium Exploration Investing



Some of Augen's Uranium winners...



Source: www.tsx.com as at March 19, 2007

Board of Directors



J. David Mason

Chairman, Managing Director

Linda Bloom

President, Analytical Solutions

George D. Elliot

Chairman, Titanium Corp.

Daniel T. Mason

Trend Capital Corp

Rhoderic Whyte

International Financier

Dr. Hugh Squair

Design Exploration

Eric Slavens

Former Partner PwC

Investments: Advisory Board



Key executives with breadth of expertise in the emerging resource sector...

Lee Barker

Geologist

S. Robert Blair

Company founder

Lynda Bloom

Geochemical Specialist

Peter Bojtos

Mining Engineer

Robert Chenery

Petroleum Engineer

Robert Jackson

Financial/ Mining Engineer

Jack Mullins

Geologist

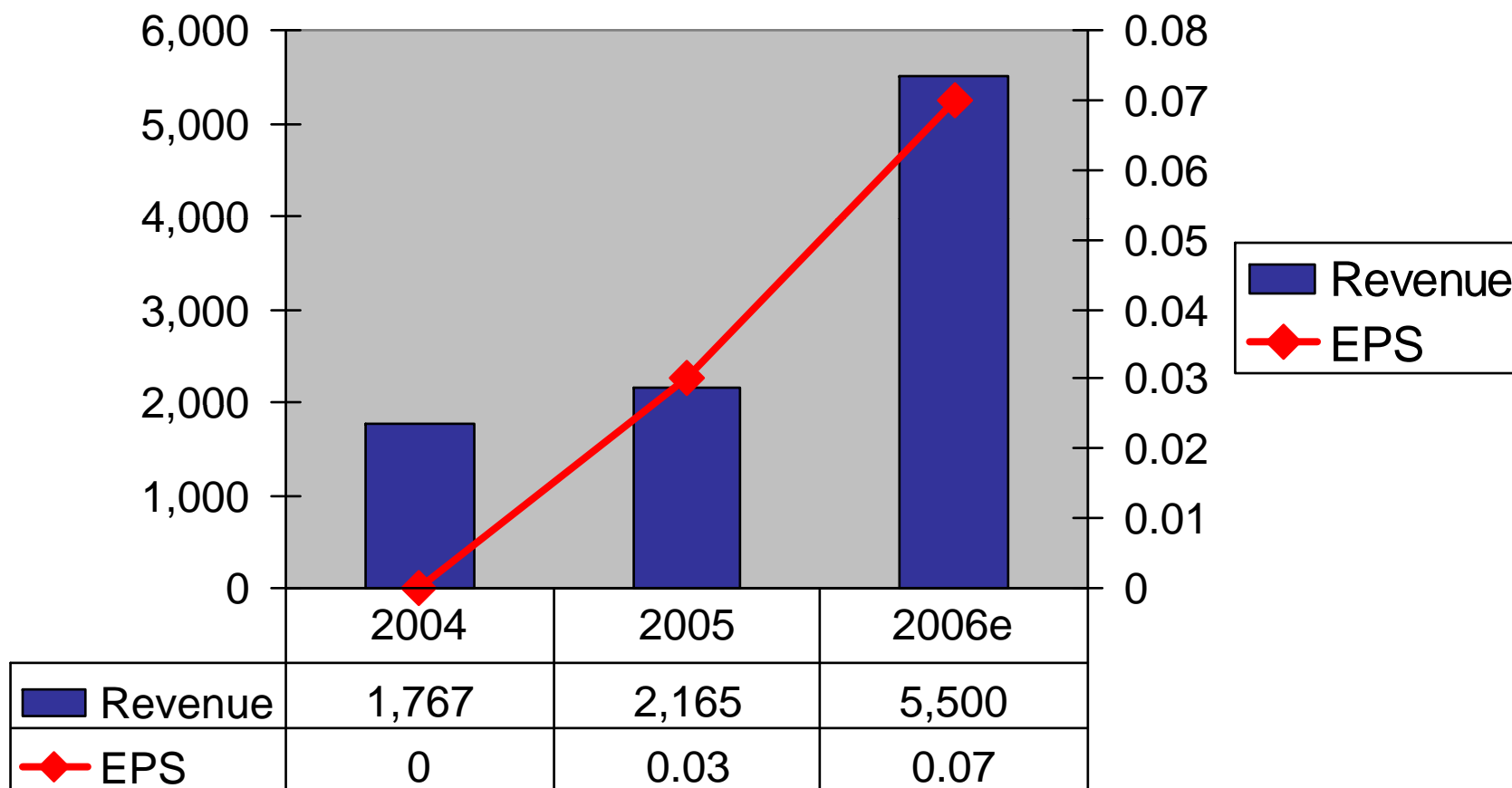
Rhoderic Whyte

Investment Banking

Hugh Squair

Geologist

Augen Financial Growth



Revenue Values in 000's of Dollars

AUG.V (Augen Capital Corp.) CDNX

© StockCharts.com

9-Mar-2007 10:46 am

Open 0.550 High 0.550 Low 0.550 Last 0.550 Volume 10.0K Chg +0.000 (+0.00%) -



Summary



Uranium Growth Assured

Exploration Investing Requires Expertise

**Future Developments Hinge on Past
Track Record**

Augen Capital an Obvious Choice!



Contact

**120 Adelaide Street West
Suite 905
Toronto, Ontario
M5H 1T1**

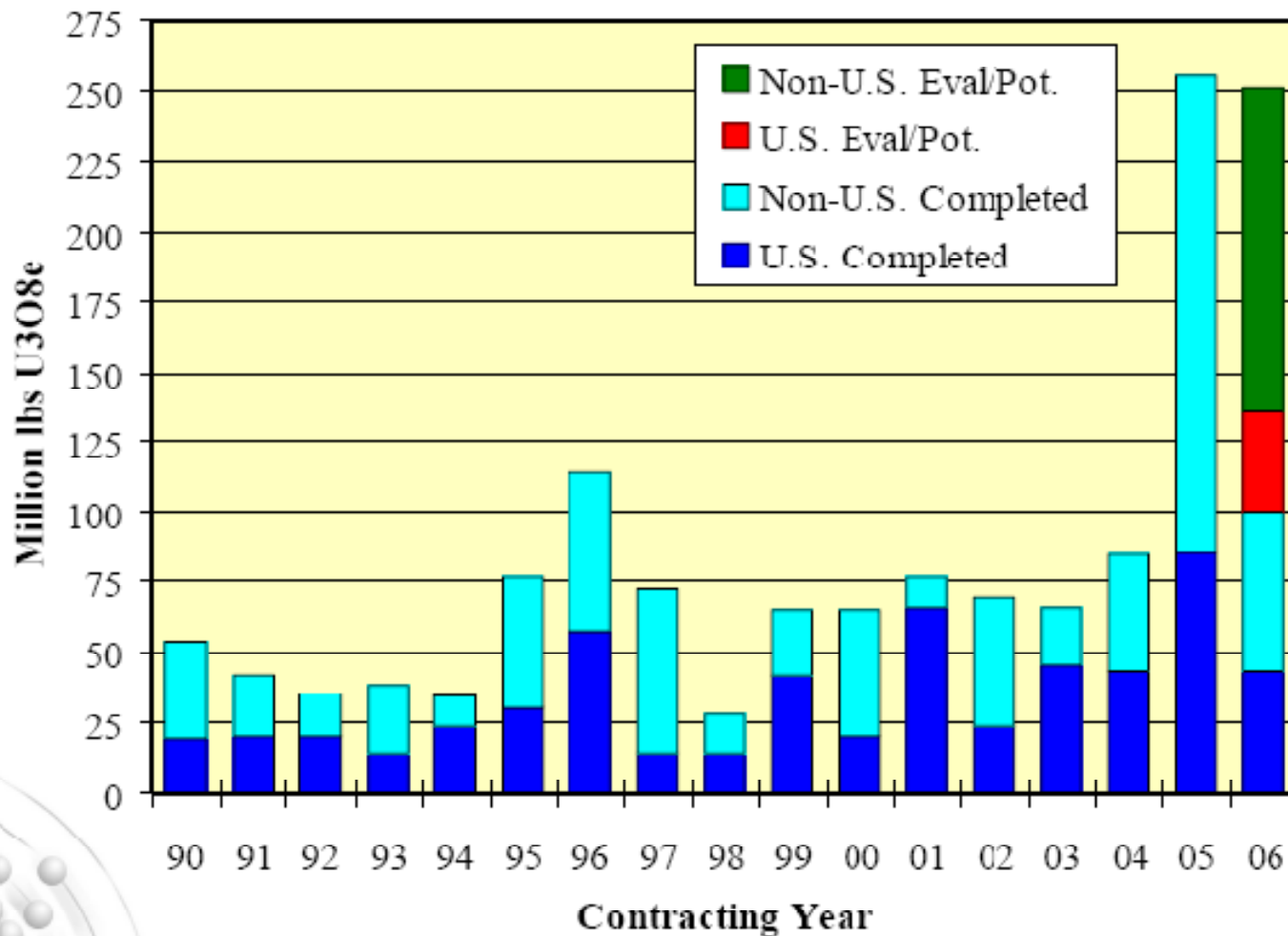
**Tel: 416-777-2007
Toll-free: 888-442-8436**

**Email: investorrelations@augencc.com
Website: www.augencc.com**

Thank you for your generous time and consideration.

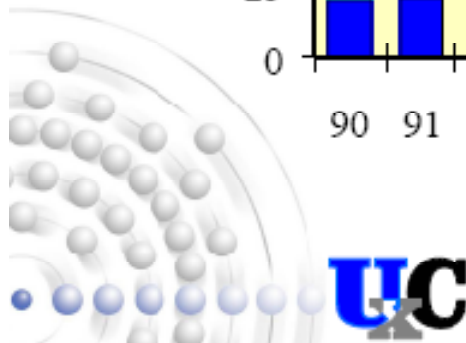
Questions?

Utility LT U_3O_8 Contract Volume 1990-2006

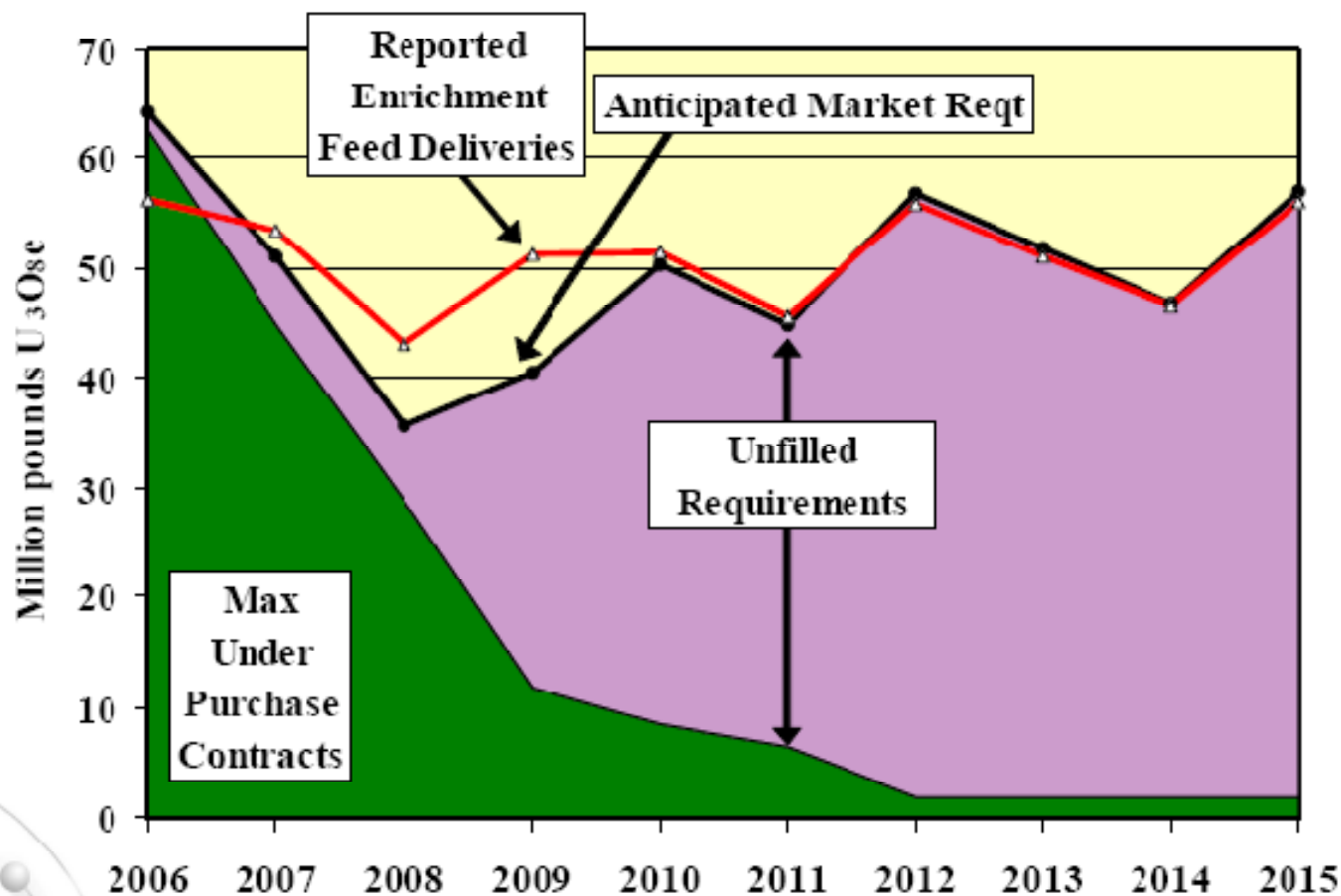


Source: *Uranium Market Outlook*, October 2006 Preliminary

Price Expectations and Price Formation – October 2006

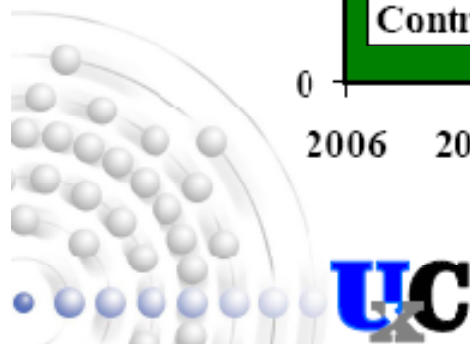


EIA Anticipated U.S. Uranium Market Requirements

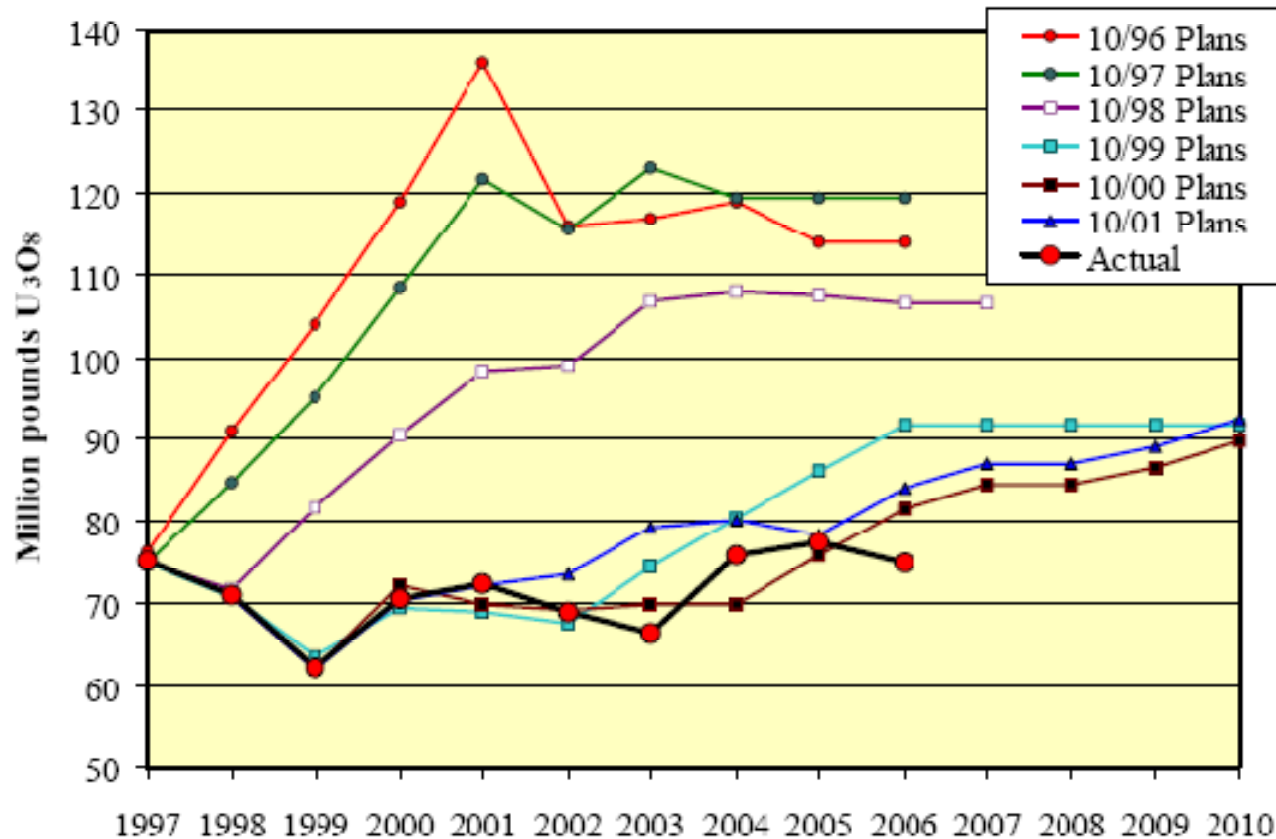


Source: EIA Uranium Marketing Annual Report, May 2006

Price Expectations and Price Formation – October 2006



Western Supplier Production Plans vs. Actual Production



Source: *Uranium Market Outlook*

Price Expectations and Price Formation – October 2006

